



Pusat Tuisyen Skor Impian

LATIHAN SET 5

TAHUN 3

Latihan 1 Bahasa Melayu

Bina ayat menggunakan kata kerja pasif.

1- seluar – disimpan - almari

.....

2- ayam goreng - dimakan

.....

3- pokok pisang - ditebang

.....

4- basikal - dibeli

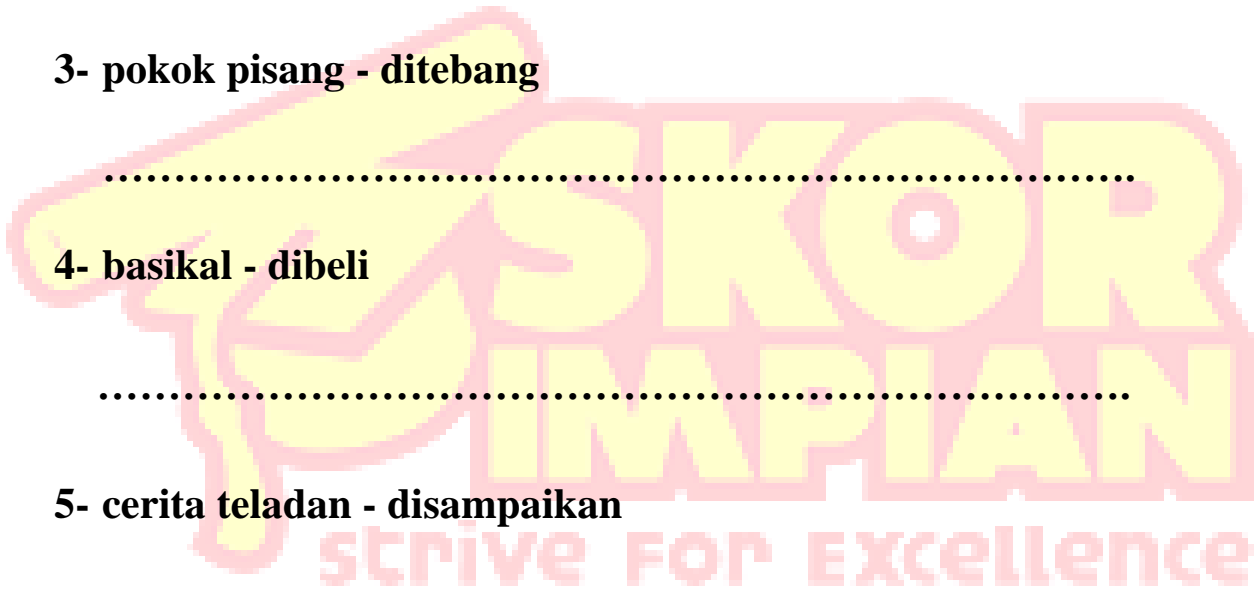
.....

5- cerita teladan - disampaikan

.....

6- sayur – dimasak

.....



Latihan 2 Bahasa Melayu

Bina ayat majmuk.

1- Salmah mandi di tandas.

Salmah menyanyi di tandas. (sambil)

.....

2- Julia menyiram pokok bunga kertas.

Julia menyiram pokok bunga matahari. (dan)

.....

3- Jaiveer mengutip sampah.

Jaiveer membuang sampah dalam tong sampah. (lalu)

.....

4- Maisara tidak dapat hadir kelas malam ini.

Maisara sakit perut. (kerana)

.....

5- Damia suka makan buah durian.

Damia suka makan buah pisang. (atau)

.....

Latihan 1 Bahasa Inggris

Circle the correct answer.

1- My aunt is a She works in a hospital.

- A. doctor
- B. baker
- C. chef

2- Mr Ram is a..... He cooks in a restaurant.

- A. waiter
- B. farmer
- C. chef

3- Miss Harnish is a She teaches Mathematics.

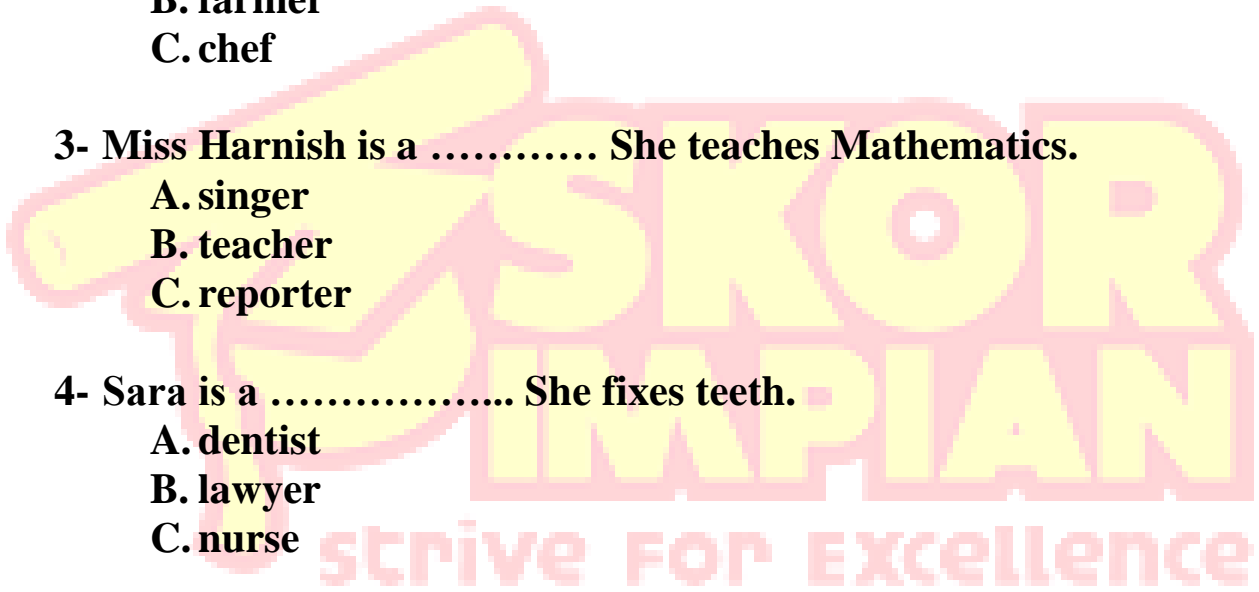
- A. singer
- B. teacher
- C. reporter

4- Sara is a She fixes teeth.

- A. dentist
- B. lawyer
- C. nurse


5- Alex is a Every year he takes part in singing competition.

- A. dancer
- B. singer
- C. pianist



Latihan 2 Bahasa Inggris

Read and answer the questions below.



This is a car. It has four tyres. It also has four windows and 2 mirrors, one in front and one behind. There is a horn on the steering. The horn is used to alert someone who comes on the way. There are also brakes to slow down or to stop the bicycle. We have to step on the oil pedal to start driving. Cars are used when we want to travel short or long distance.

1- How many tyres are there in a car?

.....

2- What is the use of the brakes?

.....

3- When is the horn used?

.....

4- To start driving, we need to

Latihan 1 Matematik

Darabkan.
Multiply

$$\begin{array}{r} 25 \\ \times 4 \\ \hline \\ \hline \end{array}$$

$$\begin{array}{r} 48 \\ \times 3 \\ \hline \\ \hline \end{array}$$

$$\begin{array}{r} 87 \\ \times 5 \\ \hline \\ \hline \end{array}$$

$$\begin{array}{r} 29 \\ \times 2 \\ \hline \\ \hline \end{array}$$

$$\begin{array}{r} 281 \\ \times 7 \\ \hline \\ \hline \end{array}$$

$$\begin{array}{r} 72 \\ \times 6 \\ \hline \\ \hline \end{array}$$

$$\begin{array}{r} 467 \\ \times 8 \\ \hline \\ \hline \end{array}$$

$$\begin{array}{r} 145 \\ \times 3 \\ \hline \\ \hline \end{array}$$

Latihan 2 Matematik

Selesaikan

Solve

1- Pak Ahmad mengutip 125 guni buah durian setiap hari. Berapakah guni buah durian yang dia kutip dalam masa 5 hari?

Pak Ahmad collects 125 sacks of durian every day. How many sacks of durian he collect in 5 days.

$$\boxed{} \times \boxed{} = \boxed{}$$

2- Ibu membeli 30 kotak buah limau. Setiap kotak ada 5 dozen limau. Kira jumlah bilangan limau yang dibeli.

Mother bought 30 boxes of oranges. Each box have 5 dozen oranges. Calculate the number of oranges she bought.

$$\boxed{} \times \boxed{} = \boxed{}$$

3- Sebuah botol mengandungi 250 ml air. Berapakah isipadu air dalam 6 botol air.

A bottle contains 250 ml of water. What is the volume of water in the same 6 bottle?

$$\boxed{} \times \boxed{} = \boxed{}$$

Latihan 1 Sains

Padankan makanan dengan kepentingannya kepada tubuh badan.
Match the food to its importance for the human body.

1- To maintain health
Untuk menjaga
kesihatan



2- To give energy
Untuk memberi
tenaga



3- To grow
Untuk tumbesaran



4- To heat the body
Untuk
memanaskan badan



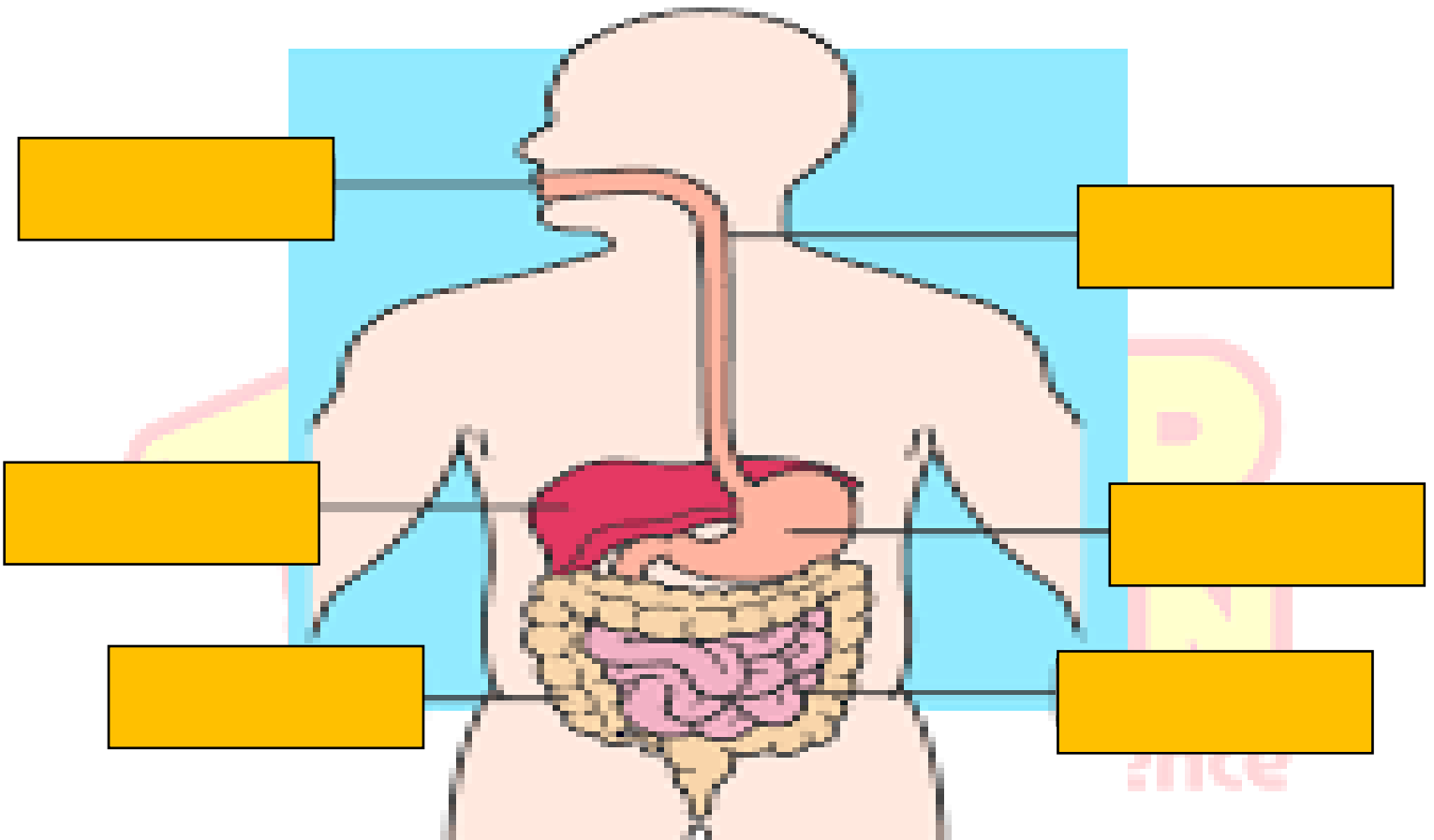
5- To avoid
constipation
Untuk mencegah
sembelit



Latihan 2 Sains

Labelkan bahagian yang terlibat dalam pencernaan.

Label the parts involved in digestion.



Latihan 3 Sains

Lengkapkan peta alir semasa proses pencernaan berlaku.

Complete the flowchart of digestion process below.

